

Community Action
of
Southern Kentucky
ANNUAL REPORT
FOR 2020-2021



COMMUNITY ACTION
OF SOUTHERN KENTUCKY

This project is funded in part under a contract with the Cabinet for Health and Family Services with funds from the Community Action Services Block Grant of the US Department of Health and Human Services

From the Desk of the Executive Director

After serving 25 years, I was assigned the responsibility for a prestigious leadership position. On January 11, 2021, I was officially appointed as the Executive Director for Community Action of Southern Kentucky.

And although I am grateful, as well as enraptured, with this excellent opportunity to continue to serve, and incorporate advocacy for the community; this issued declaration occurred in the center point of a World-Wide Pandemic.

It was evident there would be items that would hinder and potentially limit our capabilities for the acts of assistance our agency would be able provide, for the participants within the state. These impediments had the potential to positively and negatively impact our agency. Nevertheless, being placed in this position, it was clear that the upcoming days of challenges were indeed opportunities for our agency to evolve.

The happening theme for our agency, "Adapt and Overcome", has focused our intentionality, as we continue to serve the populace, for the duration of these demanding hours. To date we have been granted approximately 4 million Federal Dollars, to support and sustain programs, while our agency continues to provide meaningful services, meeting the needs of the community.

Most of these services are witnessed within our Low-Income Home Energy Assistance Program, (LIHEAP). With the received federal support, this entity of our agency has been placed in the consistent position of providing year-round services.

In the course of time where "social distancing" is the requirement; our progressing configurations of technology has allowed our agency to proceed with the influential educational services to young students, and families, participating in our Children Services Programs, (Head Start, Early Head Start and Migrant Head Start). The impressive means of technology also have allowed our agency to check in, and provide services to the Senior participants as well. Team members are equipped to acquire knowledge through virtual conferences and webinars. Transportation continued to operate during these trying times providing transportation to those in need.

All of our agency team members have played a vital role in the continuity of ensuring beneficial services.

Thank you so much for your dedication, support, and continued commitment to the community that we serve.

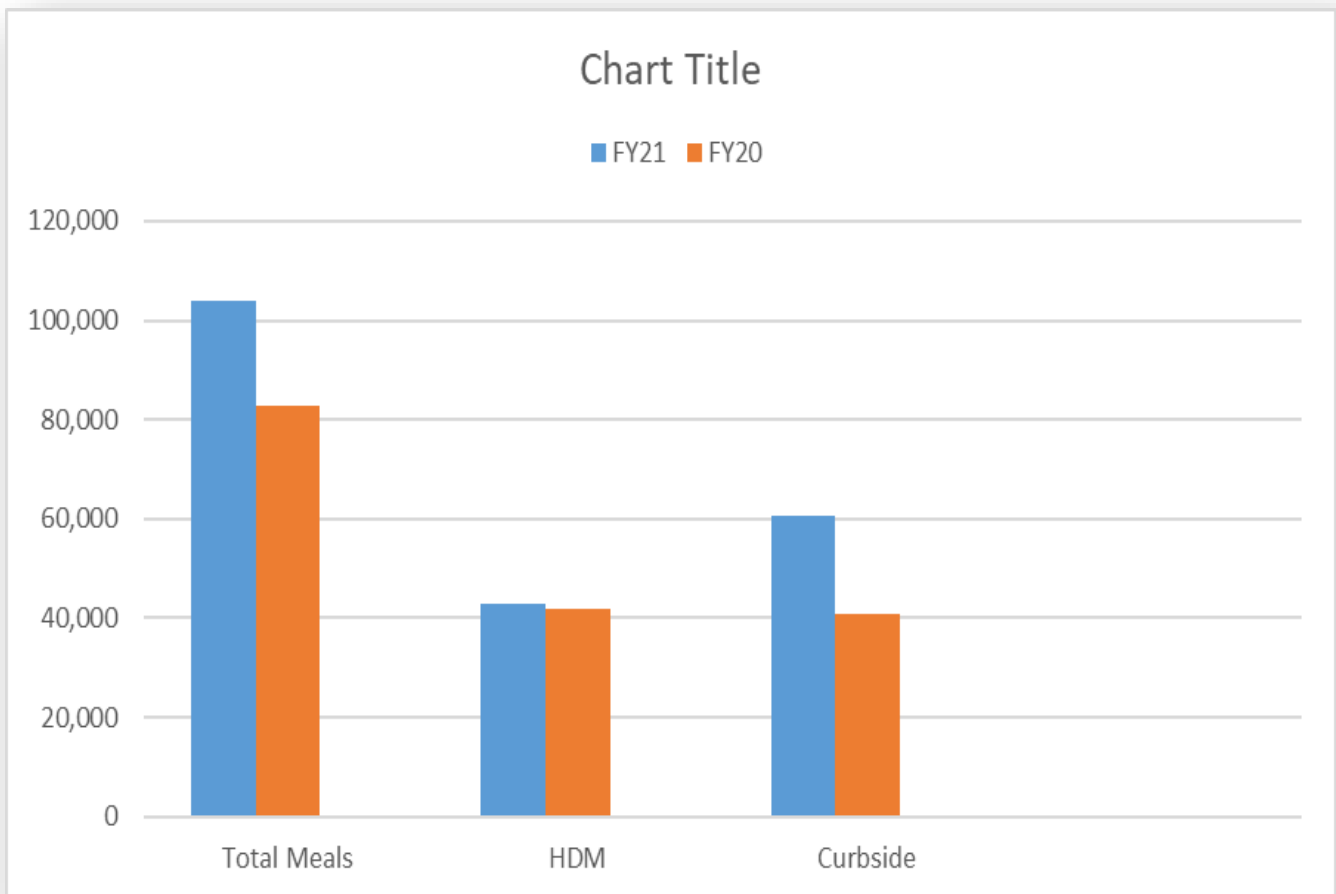


Carla Brown, Executive Director



Senior Centers

FY 21 has been a year to reinvent the wheel so to speak. Senior Centers implemented a system to serve congregates that usually came to the center to get a meal. This system was using a curbside pickup. This allowed the seniors to obtain a meal from the comfort and safety of their own vehicle. The number of total meals served for the FY 21 breaks down as follows. Curbside 60,766 and Home Delivered meals 43,040 for a total count of meals as 103,806. Thus, successfully serving 19,904 more Curbside (Congregate) meals in FY21.



Foster Grandparent Program

A Personal Touch During Trying Times

When the pandemic hit and brought the Foster Grandparent Program to a screeching halt, our priorities changed. All of our FGP volunteers fall within the 200% of the national poverty guidelines and they depended on the stipends they received while volunteering. With schools being shut down they were facing financial difficulties compounded by a lack of personal interaction due to increased risk of exposure to COVID 19. Without the option of assisting the children staff turned their focus and priorities to help the FGP volunteers stay healthy and engaged. The Corporation for National and Community Service was able to provide a temporary allowance to each volunteer equal to the average number of hours they worked prior to the pandemic shut down. As a result 63 volunteers received a total of \$218,343 during this fiscal year.

Due to COVID-19, we were unable to host our annual volunteer recognition. Regardless we were able to recognize and reward our volunteers for all of their time and dedication. Program staff delivered tokens of appreciation to all volunteers right to their front door.



Retired & Senior Volunteer Program

RSVP

RSVP Currently has 110 volunteers serving in Allen, Barren, Hart, Logan, Simpson, and Warren counties. From July 1, 2020 through June 30, 2021, volunteers provided 11,631.92 hours of service. Throughout the 2021 fiscal year, volunteers served 192 home delivered meal clients, provided food pantry support to 10,699 individuals, and distributed commodities to 1,357 families. Volunteers in our Companionship initiative served 57 individuals to increase social support, and our volunteer Ombudsman served 51 individuals in long-term care facilities. The Volunteer Income Tax Assistant Program (VITA) served 47 individuals this tax season, assisting those who earn less than \$60,000.00 annually. The Veteran Transportation program assisted 12 individuals to medical appointments so that they may receive proper medical care.

Butler County has six volunteers who help with monthly commodity distributions. Edmonson County has eight volunteers serving at the Senior Center and St. John's Thrift & Pantry. From April 1, 2021 through July 31, 2021, volunteers in Edmonson provided 72.75 hours of service. Metcalfe County has enrolled eight volunteers who all serve at Bowling Park; assisting with commodity distributions to the public. From April 1, 2021 through July 31, 2021, these volunteers have provided 175 hours of volunteer service. Monroe County currently has two volunteers: one volunteer serving at the Tompkinsville Senior Center and one volunteer serving at the Ft. Run Nutrition Site.



Transit

The 2020-2021 year ending June 30, 2021 was a year filled with changes and challenges. Community Action of Southern Kentucky was awarded a new contract with the City of Bowling Green as the Transit Operations Contractor to operate public transit services on July 1, 2020.

Transit services continued to operation ADA/paratransit and fixed routes throughout the COVID pandemic. Steps were taken to safeguard employees, passengers and the general public:

- Vehicle occupancy on the fixed bus routes was reduced to 30% then increased to 50%.

- Shields were installed in vehicles to provide protection for Drivers.

- All Drivers and passengers are required to wear masks when on the vehicles.

- Masks are required to enter the Downtown Transit Center.

- Masks are available at no cost for passengers should they not have one.

- Signage promoting service changes, masks, and social distancing were displayed at the Downtown Transit Center, bus shelters, and on vehicles.

- Cleaning and sanitation standards have been implemented at the Downtown Transit Center and on vehicles.

- Accessibility of the Downtown Transit Center is limited to visitors and vendors.

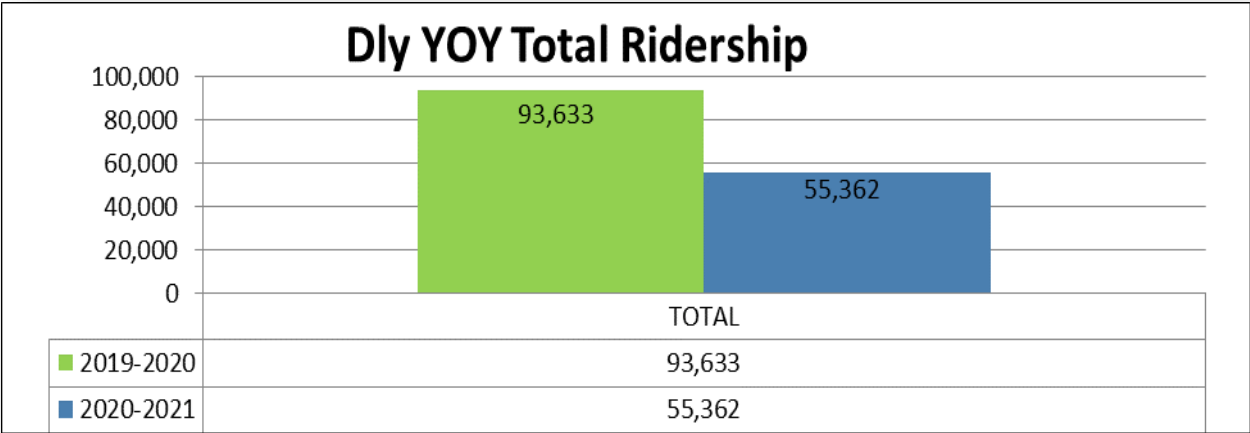
- Employees check their temperatures each day and register.

As part of the new agreement the City of Bowling Green has agreed to assume responsibility for the transit scheduling software and hardware. New software options were explored and a RFP was issued. After 6-30-21 new software was selected and installed.

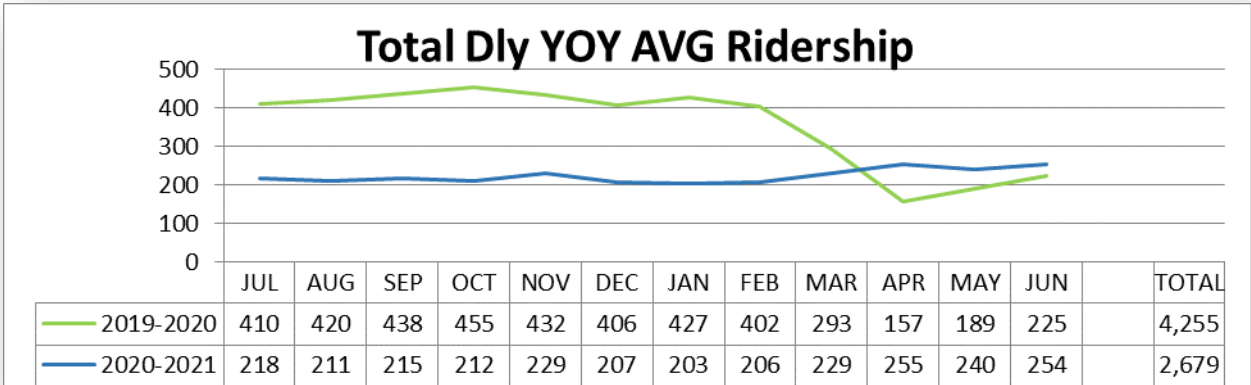
The Transit Development Plan Study was conducted by the City of Bowling Green with funds awarded from the Kentucky Transportation Cabinet to analyze GO bg Transit fixed routes. Community Action Transit employees played a crucial part in data collection and analysis stages. Overall recommendation is expected to result in changes to operational hours and the geographic area served.

FTA conducted a Drug and Alcohol Policy audit in spring 2021. A revised Drug and Alcohol Policy was drafted and reviewed by FTA. The revised Drug and Alcohol Policy was approved by the City of Bowling Green Board of Commissioners at a meeting on May 5, 2021.

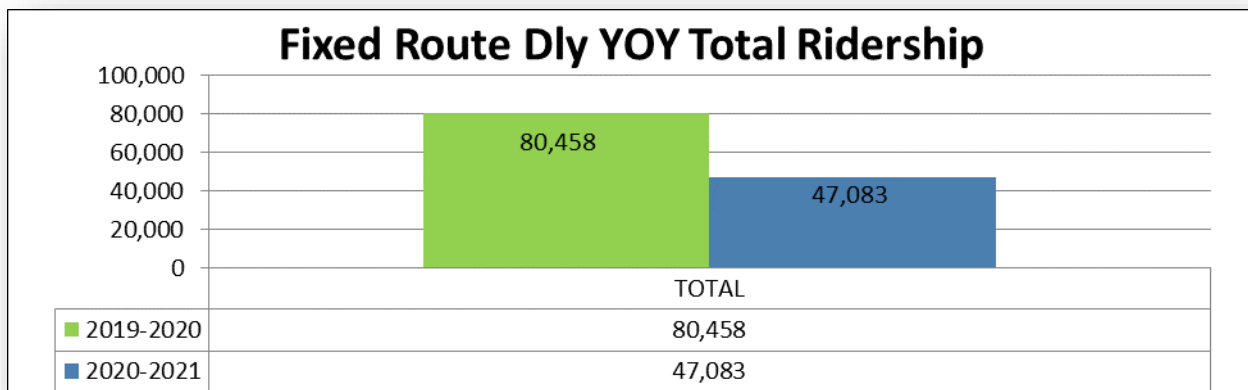
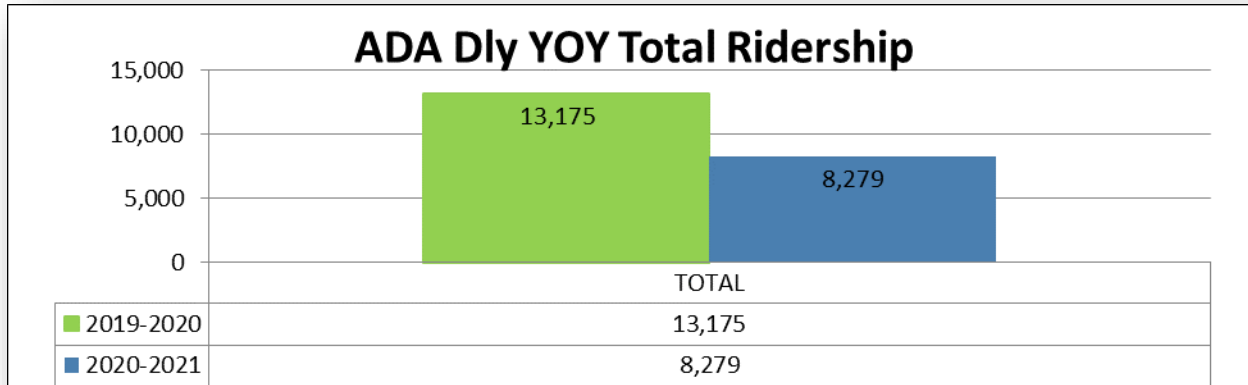
Total Ridership for the 12 months was 55,362, a 38,271 or 41% decrease from the previous year's 93,633.



Ridership began sharp declines in March 2020 with the COVID 19 Pandemic and reach the lowest in April 2020. Since that time, ridership has slowly increased but remains significantly below the previous year. June 2021 was 13% below the same month last year. The total daily average ridership increased and decreased from month to month as the market saw COVID's impact.



Annual breakouts of ADA/Paratransit and Fixed Route ridership are provided below:



CASOKY Transit

On February 16, 2021, Community Action was notified that we are recipients of The Coronavirus Response and Relief Supplemental Appropriations Act of 2021 (CRRSAA) which was signed into law on December 27, 2020. The total award was \$746,630.

- CRRSAA fund recipients are to prioritize payroll and operational needs
- Funding will be provided at 100% Federal Share, with no local match required
- Funds cannot be used for capital purchase (i.e. vehicles)
- Funds are designated by KYTC for Butler, Edmonson, Logan, Metcalfe & Simpson
- Funds to be utilized for 5311 operations, including enhanced mobility of seniors and individuals with disabilities.

Community Action was also awarded \$300,690 in 5339 capital funds and \$58,479 in 5310 capital funds for vehicle purchases. Staffing vacancies and vehicle availability have created delays as we press forward.

My Success Story: How Head Start supported me to get where I am now

Sadie McFadden

My journey with Head Start began in 2017 when I needed childcare for my three-year-old. I was pregnant, a full time student and had very little familial support. My son was on the waiting list at Little Scholars Head Start for only a short amount of time and once accepted July's teachers were able to identify his speech delay and deliver intervention. This was also the first time a member of our support system expressed concern over his social and learning development, he would later be diagnosed with ADHD. The following spring, I became involved with Head Start Policy Council and learned more about community involvement and organization. I also served on the Health Advisory Council as a parent representative for Little Scholars Head start in Spring and Fall 2018. As a health science student I found this information to be interesting and reinforced my choice as a parent to enroll my children in Head Start.

In Fall 2018, I entered my daughter into daycare at Little Scholars when she was four months old. However, due to expressed financial issues to the center manager there, I was not able to keep her at the daycare and was referred to start her at Early Head Start. Ms. Nikki recognized my education was dependent on childcare and I am grateful for her initiative to help our family succeed. Amity was accepted and started at Early Head Start in Spring 2019. During this time both of my children were attending Head Start programs. I became involved with the Health Advisory Council again as a parent representative for EHS. This is when I started to understand the mission and vision of the program. I was able to learn about the positive impacts HS has made in the community as well as within. At these meetings I saw familiar faces that have been part of our support system outside of Head Start. This perspective allowed me to see Head Start's community engagement and made me feel supported. While July graduated in May 2018, Amity remained in Early Head Start until she turned three in April 2021. July's educational progress was such a relief as I had concerns regarding his cognitive development and his speech was much clearer, which reduced confusion and frustration for everyone. During the pandemic, Amity's teachers stayed in contact, delivered curriculum and was a source of resiliency in such a scary time. Quarantine was so isolating for everyone and having a sense of normality benefited my entire family.

Amity graduated and went into Head Start at the EHS building until Fall 2021. Since EHS was no longer offering after school programs she was transferred to WKU Head Start and continues there until now. The teachers at both facilities worked to make the transition smooth for both Amity and I by waiting until the end of the school year to transfer her and holding a spot for her also. If it weren't for the support of Head Start throughout the years, I would not have had a free and enriching environment for my children to go as I pursued my own education. Through engagement with the program I learned how to let my children guide their own learning because I saw how the classrooms focused on interests of the children. I also felt my attachment style of parenting was reinforced because HS used similar disciplinary tactics and encouraged emotional intelligence.



I graduated with my BS in May 2021 and am continuing my education at WKU by working on a MPH. While being involved with and supported by Head Start I was able to change my position in life by obtaining my degree. I have come to realize that my personal experience as a low-income head of household caregiver makes me a valuable resource to my community to help other low income households. My compassion is further supported by the shared compassion of the teachers and staff of Head Start who also want to help my community. This is why I have sought my internship with Head Start, so that I may give back to the community I am from and the organization that supported me throughout my education. I am grateful also that Head Start has enabled both of my children to develop social, emotional, physical, and intellectual skills that will reap future rewards in their education, our family, and beyond.



Community Action of Southern Kentucky Community Services July 1, 2020-June 30, 2021

Outcomes

Employment

Unemployed youth who obtained employment to gain skills or income	73
Unemployed adults who obtained employment (up to a living wage)	48
Unemployed adults who obtained and retained employment for at least 90 days (up to a living wage) *includes those who got a job last FY and reached 90 day beginning of this FY	69
Unemployed adults who obtained employment (with a living wage or higher)	18
Unemployed adults who obtained and retained employment for at least 90 days (with a living wage or higher)	
Number of employed participants who entered or transitioned into a position that increased income (wage or salary) and/or increased benefits related to employment	41

Education

Number of children (0-5) who demonstrated improved emergent literacy skills	724
Number of children (0-5) who demonstrated skills for school readiness	297
Number of children and youth who demonstrated improved positive approaches toward learning, including improved attention skills. Early Childhood Education (ages 0-5)	724
Number of children and youth who are achieving at basic grade level (academic, social, and other school success skills). Early Childhood Education (ages 0-5)	724
Number of children and youth who are achieving at basic grade level (academic, social, and other school success skills).	598
Number of parents/caregivers who improved their home environments	563



Housing

The number of individuals who avoided eviction	782
The number of individuals who avoided foreclosure	24

Health and Social/Behavioral Development Indicators

Number of individuals who demonstrated increased nutrition skills (e.g. cooking, shopping, and growing food) 812	
Number of individuals who improved skills related to the adult role of parents/ caregivers	563
Number of parents/caregivers who demonstrated increased sensitivity and responsiveness in their interactions with their children	563
The number of seniors (65+) who maintained an independent living situation	340
The number of individuals with disabilities who maintained an independent living situation	95
The number of individuals with chronic illness who maintained an independent living situation	300

Civic Engagement and Community Involvement

Number of Community Action program participants who improved their leadership skills	110
Number of Community Action program participants who improved their social networks	113
Number of Community Action program participants who gained other skills, knowledge and abilities to enhance their ability to engage	90



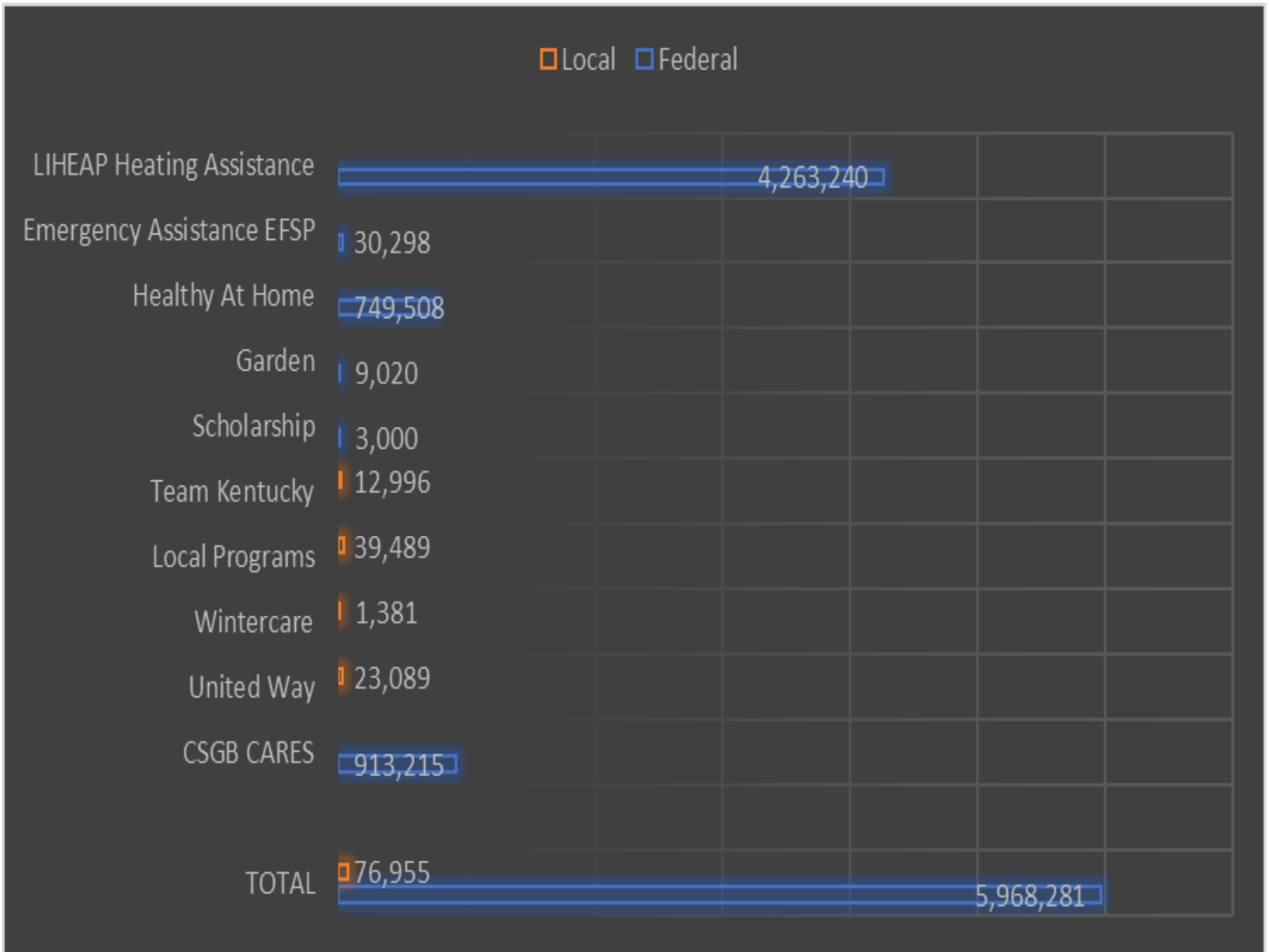
Services

Participants Served

Utility Payments (LIHEAP-includes Emergency Utility Payments) (Utility Payment Assistance)	16,698
Utility Arrears Payments (Utility Payment Assistance)	553
Rent Payments (includes Emergency Rent Payments or Mortgage Payment)	713
Mortgage Payments (includes Emergency Mortgage Payments) Housing Assistance	35
Immunizations (Health Services, Screening and Assessments)	742
Physicals (Health Services, Screening and Assessments)	428
Development Delay Screening (Health Services, Screening and Assessments)	533
Vision Screening (Health Services, Screening and Assessments)	730
Case Management	927
Eligibility Determinations	16,564
Referrals	1,548
Childcare (Subsidies)	33
Childcare (Payments)	22
Emergency Clothing Assistance	236

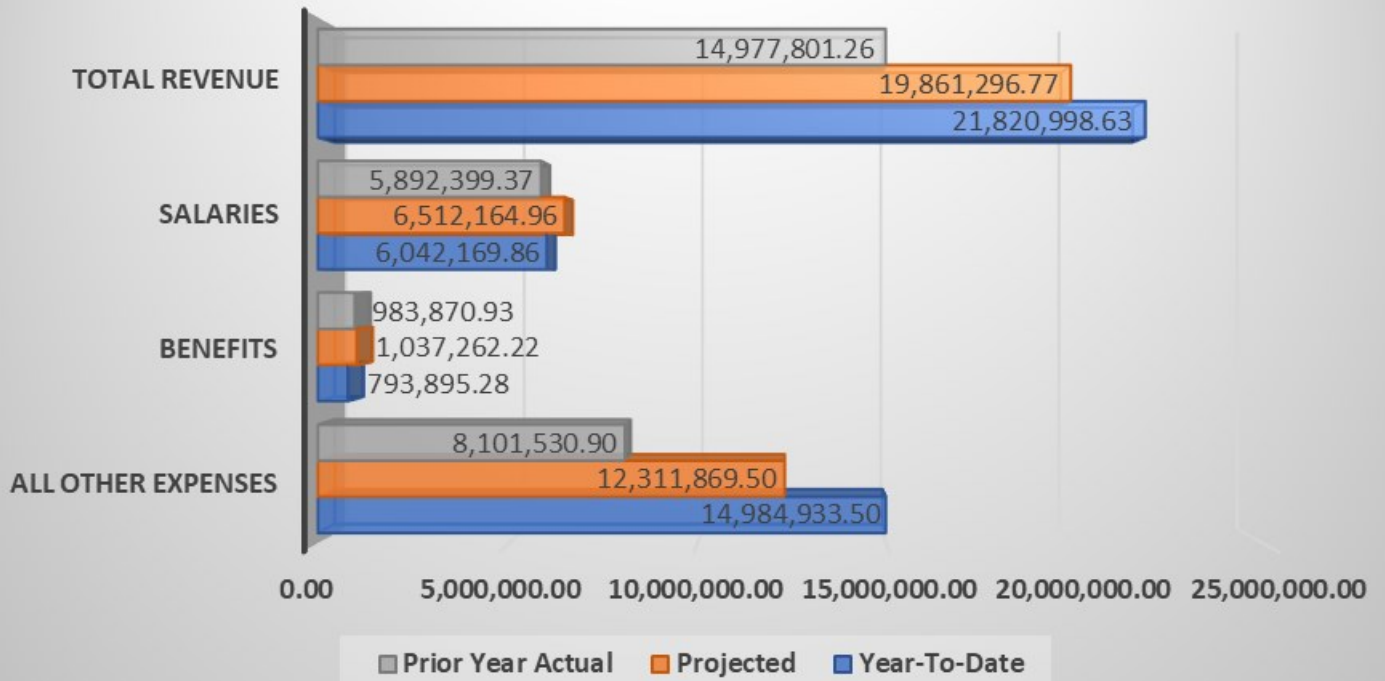


Community Services



Agency Total

Revenues & Expenditures 7/1/2020-6/30/2021



Administrative Staff & Program Directors

Michelle Cutler-	Children's Services Director
Kacey Cole-	Nutrition Coordinator
Angela Stewart-	Executive & Children's Services Administrative Assistant
Shana Adams-	Family Nurturing Program Manager
Amy Webb-	Family Nurturing Program Assistant
Erica Echols-	Human Resources Director
Jessica Williams-	Human Resources Assistant
Nerica Bowie-	Finance Director
Aaron Russell-	IT Director
Sandi Knight-	Foster Grandparent Program Director
Lindsey Chaffin-	RSVP Program Director
Kathy Fugate-	Senior Program Director
Bernadette Tardy-	Community Services Director
Carroll Duckworth-	Transit Director
Leslie Talley-	Director of Operations
Jordon Hayes-	KHBE Program Manager



Locations



Allen

Community Services, Head Start, Senior Center
25 J.L Turner and Son Place
Scottsville, KY 42164

Barren

Community Services
411 Happy Valley Rd
Glasgow, KY 42142

Cave City Head Start
200 E. P. Terry Estates G-1
Cave City, KY 42127

Glasgow Head Start
899 Shamrock
Glasgow, KY 42141

Cave City Senior Center
105 Duke St.
Cave City, KY 42127

Glasgow Senior Center
117A Mayfield Plaza
Glasgow, KY 42141

Butler

Community Services
109 Ashley Plaza Circle
Morgantown, KY 42261

Butler County Head Start
210 W Cemetery St.
Morgantown, KY 42261

North Butler Head Start
5539 Brownsville Rd.
Morgantown, KY 42261

Senior Center
110 North Warren St.
Morgantown, KY 42261

Edmonson

Community Services
108 North Main St.
Brownsville, KY 42210

Edmonson County Head Start
210 South Main St. Suite 200
Brownsville, KY 42210

Senior Center
280 Ferguson
Brownsville, KY 42210

Hart

Community Services
509 AA Whitman Lane
Munfordville, KY 42765

Hart County Head Start
1779 S. Dixie Hwy
Munfordville, KY 42765

Senior Center
509 AA Whitman Lane
Munfordville, KY 42765

Logan

Community Services
201 West 6th St.
Russellville, KY 42276

Logan County Head Start
320 Peyton St.
Russellville, KY 42276

Auburn Senior Center
69 Wrenwood Dr.
Auburn, KY 42206

Metcalfe

Community Services
1303 West Stockton St.
Edmonton, KY 42129

Metcalfe County Head Start
770 Industrial Drive, Suite 2
Edmonton, KY 42129

Senior Center
404 North Main St.
Edmonton, KY 42129

Monroe

Community Services
200 N. Main St.
Tompkinsville, KY 42167

Gamaliel Head Start
320 East Main St.
Gamaliel, KY 42140

Tompkinsville Head Start
3888 Edmonton Rd.
Tompkinsville, KY 42167



Simpson

Community Services
727 North Main St., Suite 2
Franklin, KY 42135

Simpson County Head Start
211 Main St.
Franklin, KY 42134

Senior Center
1301 Crestmore
Franklin, KY 42135

Warren

Corporate Office
Administration
921 Beauty Ave.
Bowling Green, KY 42101

Education & Human Services
Warren Head Start, Senior Center
200 East 4th St.
Bowling Green, KY 42101

Little Scholar's Head Start
701 Brownlock Rd. #809
Bowling Green, KY 42101

Downtown Transit Center
304 East 11th St.
Bowling Green, KY 42101



Ms. Essie Simmons - 40 Years of Service

"I love children and would very much like to be able to help in preparing preschool children for regular school. I have enough love and patience to give these children in order to help me accomplish my goal."
Essie Simmons



Essie Simmons retired from Community Action Head Start in December 2020 after 40 years of dedicated service. Essie served in several positions within the Head Start program which included Teacher, Teacher Assistant and Center Manager. Ms. Essie will be missed by her Community Action Family.



The Promise of Community Action

Community Action changes people's lives, embodies a spirit of hope, improves communities and makes America a better place to live. We care about the entire community, and we are dedicated to helping people help themselves and others.

